

Dashboard – Definitions & Explanations

Number of Cases Unallocated for over 28 days

Definition: The total number of cases (LAC, CP and CIN) that have remained unallocated to a qualified social worker for over 28 days.

Impact: If a case remains unallocated for a significant length of time there is a danger the child may not be receive the required input from Children's Social Services, resulting in unmet/recognised need, limited oversight/management of case or drift. This presents a risk to both the child and the organisation.

Initial Assessments in progress out of timescale

Definition: The number of Initial Assessments on open cases that are overdue for completion i.e. which have not been ended within 7 days from referral.

Percentage of Initial Assessments carried out within 7 days of referral (NI 59)

Definition: The number of initial assessments completed in the period between 1st April and the reporting month, within seven working days of referral, as a percentage of the number of initial assessments completed in the period between 1st April and the reporting month.

Impact: It is important to assess a child's needs promptly once a referral has been accepted in order to plan appropriate input/services for that child.

Core Assessments in progress out of timescale

Definition: The number of Core Assessments on open cases that are overdue for completion i.e. which have not been ended within 42 days from referral.

Percentage of Core Assessments carried out within 42 days of referral (NI 60*)

Definition: The number of core assessments that were completed in the period between 1st April and the reporting month, within 42 working days of the date of referral (as recorded on the Core Assessment exemplar), as a percentage of the number of core assessments completed in the period between 1st April and the reporting month.

**Please note, the exact definition of NI 60 is 35 working days from commencement of the Core Assessment to Core Assessment completed date and this is what will be reported and used by the DfE in national statistics. Kent has chosen to use 42 days from date of referral for the purpose of internal reporting.*

Impact: It is important to assess a child's needs promptly once a core assessment has been deemed necessary in order to plan appropriate input/services for that child.

Percentage of caseholding posts filled

Definition: The total number of caseholding posts filled (made up of both permanent and agency qualified social workers) as a percentage of the total caseholding Establishment figure.

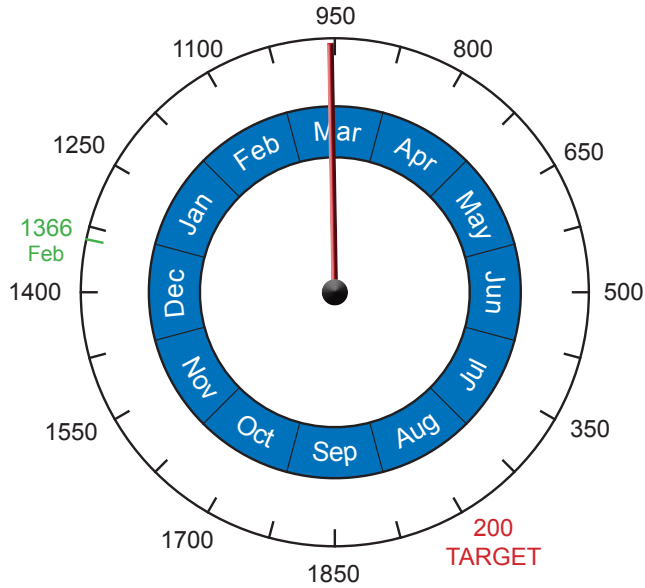
Impact: The established numbers of qualified social workers (caseholders) are required in order to manage the high number of referrals and assessments in a timely manner and ensure throughput of work.

March Performance

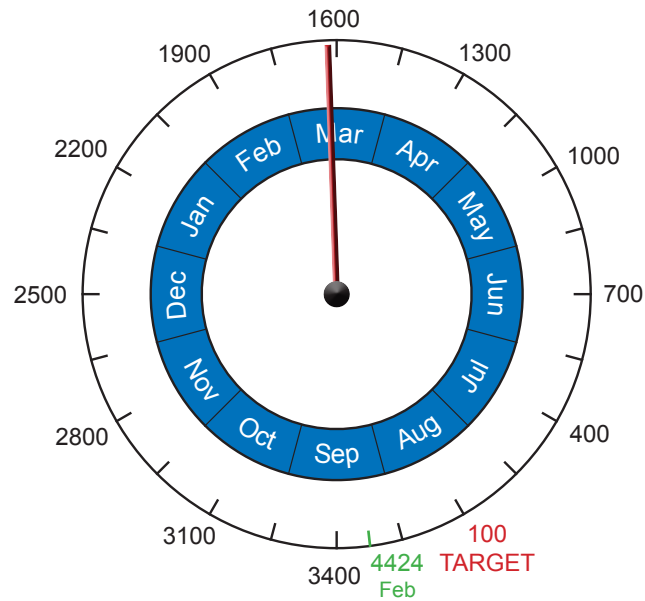
February figures as at 13/03/11

March figures as at 10/04/11

Initial Assessments in progress outside of timescale (over 7 days)

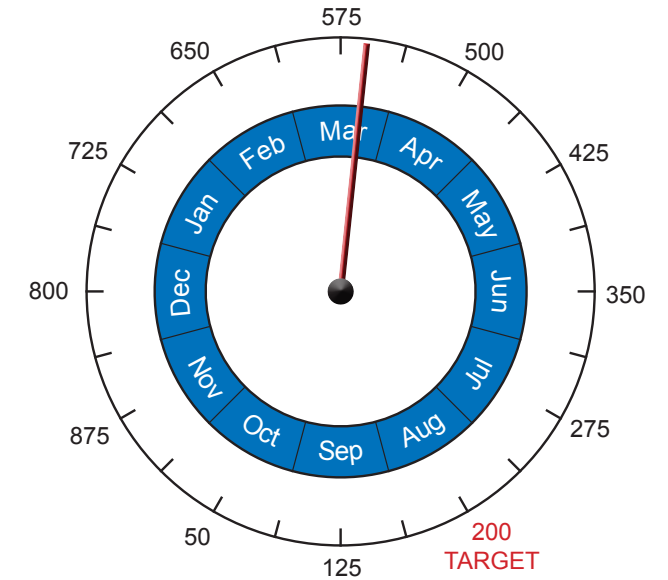


Core Assessments in progress outside of timescale (over 42 days)

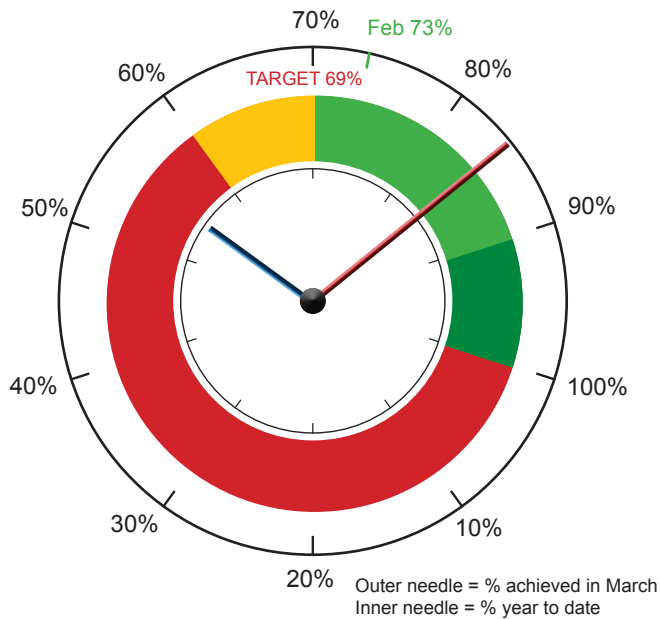


Numbers of Unallocated Cases for over 28 days

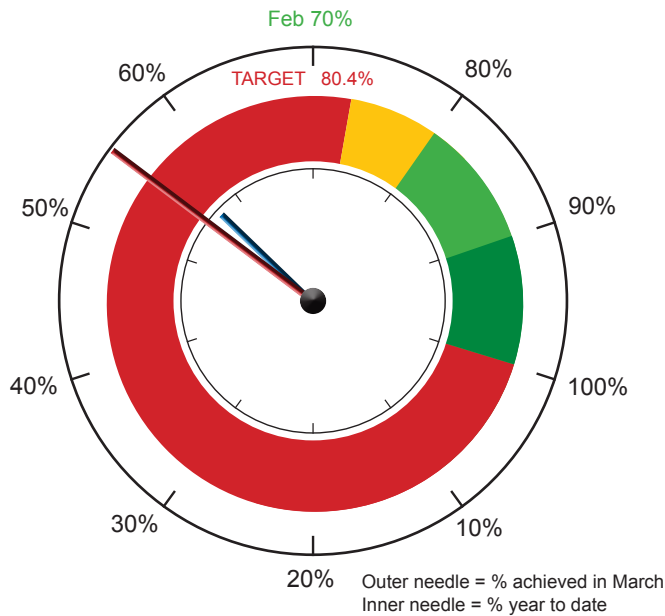
(Total cases unallocated according to ICS, minus cases that the districts feel are appropriately allocated)



NI 59 - Percentage of Initial Assessments for children's social care carried out within 7 days of referral



NI 60 - Percentage of Core Assessments that were carried out within 42 working days of Referral



Percentage of caseholding posts filled

(100% - QSW inc Agency Posts)

